













1. Given what you know how likely are you to attend an IETF meeting in Buenos Aires?

		Response Percent	Response Count
Very Likely		46.2%	303
Likely		26.1%	171
Uncertain		13.4%	88
Unlikely		6.7%	44
Very Unlikely		7.6%	50
Why Unlikely or Very Unlikely			80
answered question			656
skipped question			0






2. Did you attend IETF 83 in Paris in March 2012?

		Response Percent	Response Count
Yes		56.6%	371
No		43.4%	285
If not, why not?			178
answered question			656
skipped question			0





3. How likely are you to attend IETF 89 in London?

		Response Percent	Response Count
Very Likely		44.6%	289
Likely		23.6%	153
Uncertain		17.4%	113
Unlikely		5.2%	34
Very Unlikely		9.1%	59
Why Unlikely or Very Unlikely			71
answered question			648
skipped question			8









4. How likely are you to attend IETF 94 in Yokohama, Japan?

		Response Percent	Response Count
Very Likely		32.5%	210
Likely		19.3%	125
Uncertain		25.3%	164
Unlikely		9.4%	61
Very Unlikely		13.4%	87
Why Unlikely or Very Unlikely			94
answered question			647
skipped question			9







5. How many IETF meetings did you attend in 2012? (Paris, Vancouver, Atlanta)

		Response Percent	Response Count
0		25.6%	168
1		18.8%	123
2		20.0%	131
3		35.7%	234
answered question			656
skipped question			0











6. What area are you from?

		Response Percent	Response Count
Africa		0.6%	4
Asia		13.3%	87
Australia / New Zealand / Oceania		0.9%	6
Europe		22.4%	147
Latin America / Caribbean		13.7%	90
Middle East		0.5%	3
North America		36.6%	240
South America		12.0%	79
answered question			656
skipped question			0



7. How many IETF meetings have you attended?

		Response Percent	Response Count
0		17.1%	112
1		7.8%	51
2-5		17.1%	112
6-10		14.9%	98
11-19		18.8%	123
20 or more		24.4%	160
answered question			656
skipped question			0

8. Are you (check all that apply)?

		Response Percent	Response Count
IESG member		2.1%	14
IAB member		1.2%	8
IRSG Member		2.0%	13
IAOC-Trust member		1.4%	9
NomCom member		2.0%	13
Working Group Chair		15.2%	100
Author/Editor of working group draft		36.9%	242
Author of active draft		41.6%	273
Full Time Student		6.7%	44
None of the Above		38.7%	254
		answered question	656
		skipped question	0

9. If you were not to attend an IETF meeting in Buenos Aires, would you "attend" remotely? (Buenos Aires is GMT -03 hours)

		Response Percent	Response Count
Yes		69.2%	422
No		30.8%	188
		Comments?	93
		answered question	610
		skipped question	46